

PROJECT:

TYPE:

QUANTITY:



HIGH OUTPUT, 3000K

SPECIFICATIONS

CCT	18K, 22K, 27K, 3K, 35K, 4K, 65K
DMX	RGB, RGBW, RGBA, MONO, DYW, DMW, CUSTOM
CRI	UP TO 98, UL Diamond Rated
Control	ELV, DALI, MoT, DMX, DMX RDM, DMX DALI, Dim to Warm ELV, Dim to Warm DMX
Optical Distribution	120°
Operating Temperature	-4°F ~ 122°F (-20°C ~ 50°C)
Power Factor	≥ 0.9
SDCM	2- Step MacAdam Ellipse
Dimensions	L: 1ft (305mm), 4ft (1219mm) W: 1 2/11" (30mm) H: 1 1/4"(32mm)
Applications	Cove and Indirect General Illumination
Voltage	100-277V AC 50Hz/60Hz
Warranty	5 Years

FIXTURE RUN LENGTHS

Max Run Length	120V AC	240V AC	277V AC
Standard Output	120ft	240ft	240ft
High Output	50ft	100ft	100ft

OUTPUT

	Lumens	Efficacy (lm/ W)
1ft	450 - 950 lm	80 - 90
4ft	1900 - 3800 lm	100

STANDARDS & CERTIFICATIONS



Tested to UL & CSA by Intertek For Use in USA & CANADA.



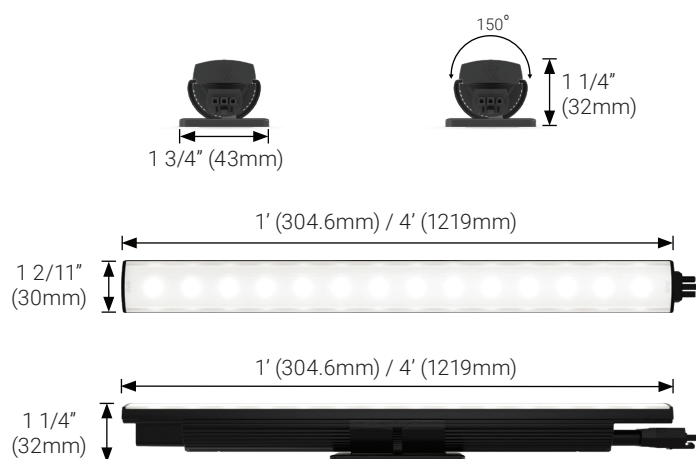
Color rendition rating, Diamond. Based on IES TM-30-20.

DESCRIPTION

Pro Cove is a compact linear lighting fixture designed to deliver rich color and dynamic effects in alcoves, accent areas, and other interior environments. It is available with either a wide (120°) or medium (30°x100°) beam angle. The integrated rotating mount and optional mounting track allow for precise positioning, while end-to-end connections simplify installation.

- Multiple dimming interface: ELV, 0-10V, DMX, DALI
- Two power options: Standard Output and High Output
- 120-277 VAC Universal Input
- Integral mounting bracket with 150° rotation
- End-to-end connectors
- Two standard lengths: 1FT (305 mm) and 4FT (1219 mm)

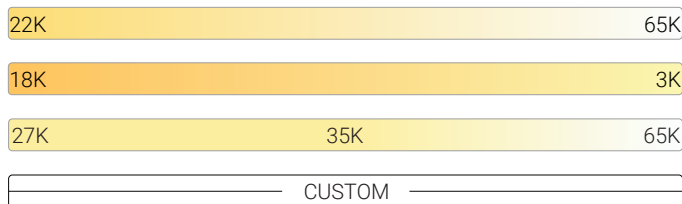
DIMENSIONS



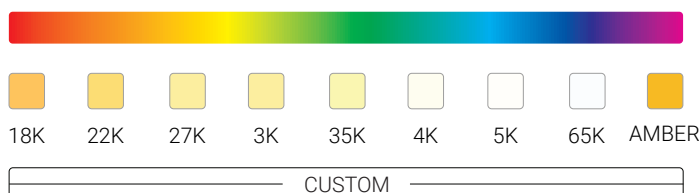
WHITE LIGHT



DIM TO WARM + DMX, DYNAMIC WHITE



RGB DMX



Product specifications and features are subject to change without notice. For the most up to date information, please visit our website. © 2026 Pariah Lighting. All rights reserved.

PROJECT:

TYPE:

QUANTITY:

ORDER CODE

MODEL		INPUT VOLTAGE		WATTAGE		FUNCTION		CONTROL		OPTICS		LENGTH		FINISH		APPLICATION	
PPC														B		IN	
PARIAH PRO COVE	PPC	100-277VAC	UNI	STANDARD OUTPUT	SO	1800K	18	ELV	ELV	120°	120	1ft	1	BLACK	B	INTERIOR	IN
		240V AC	240	HIGH OUTPUT	HO	2200K	22	MoT	MoT			4ft	4				
						2700K	27	DALI	DALI								
						3000K	3	DMX	DMX								
						3500K	35	DMXRDM	DMXRDM								
						4000K	4	RDM	RDM								
						6500K	65	0-10V	010V								
						RGB	RGB	DIM TO									
						RGB 3000K	RGB3	WARM ELV	DMWELV								
						RGB 3500K	RGB35	DIM TO									
						RGB 4000K	RGB4	WARM DMX	DMWELV								
						RGB AMBER	RGBA	DIM TO									
						DIM TO WARM	DMW	WARM 0-10	DMW010								
						DYNAMIC WHITE	DYW										
						RED	R										
						GREEN	G										
						BLUE	B										
						VIOLET	V										
						CUSTOM	C										

PROJECT:

TYPE:

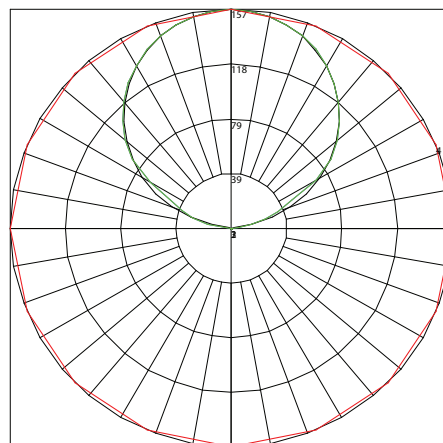
QUANTITY:

IES INDOOR REPORT BASE ON 3000K, STANDARD OUTPUT

PHOTOMETRIC & ELECTRICAL TEST RESULTS

Total Lumens	453
Color Redering Index	97.9
Efficacy	86.05
Input Voltage (VAC/60Hz)	120.02
Input Current (Amp)	0.0443
Input Power (W)	5.26
Input Power Factor	0.9908
Current ATHD(%)	8.2%
Ballast Factor	1.00
CIE Type	Indirect
Basic Luminous Shape	Rectangular
Luminous Length (0-180)	1.00 ft
Luminous Width (90-270)	0.08 ft
Luminous Height	0.00 ft

POLAR GRAPH



Maximum Candela = 157 Located At Horizontal Angle = 0, Vertical Angle = 180

1 - Vertical Plane Through Horizontal Angles (0 - 180) (Through Max. Cd.)

2 - Vertical Plane Through Horizontal Angles (90 - 270)

3 - Vertical Plane Through Horizontal Angles (0 - 180)

4 - Horizontal Cone Through Vertical Angle (180) (Through Max. Cd.)

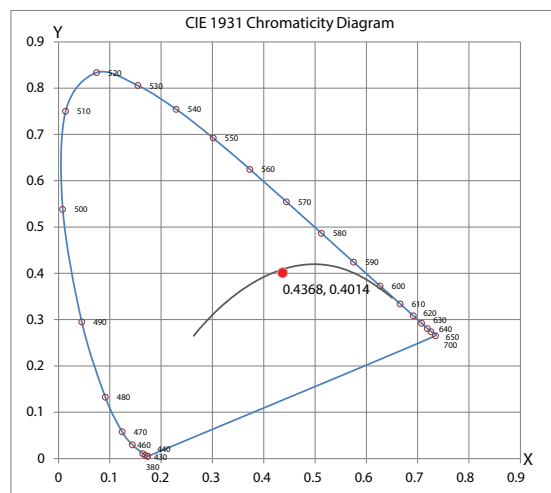
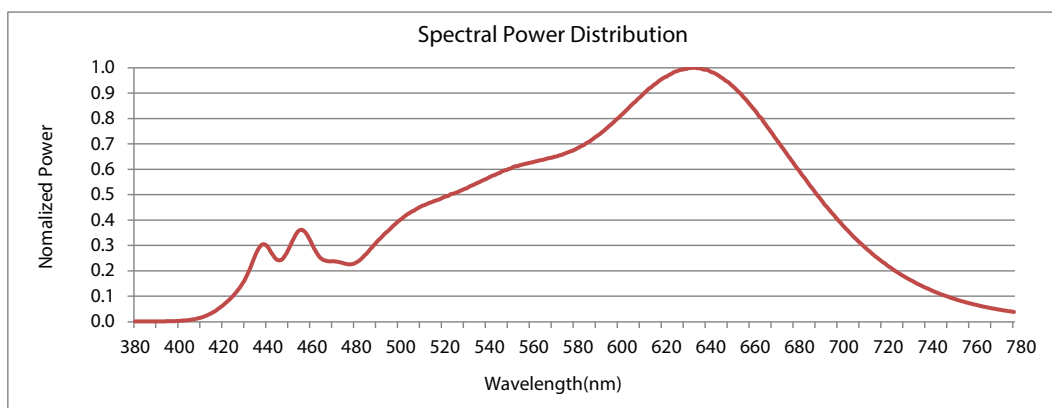
CRI & CCT

x	0.4368
y	0.4014
u'	0.2516
v'	0.5203
CRI	97.90
CCT	2981
Duv	-0.00105

R Values

R1	98.75
R2	99.44
R3	96.24
R4	96.19
R5	98.40
R6	98.39
R7	98.06
R8	97.59
R9	94.07
R10	98.08
R11	94.07
R12	97.18
R13	98.95
R14	96.92
R15	99.32

COLORIMETRY TEST RESULTS



PROJECT:

TYPE:

QUANTITY:

IES INDOOR REPORT BASE ON 3000K, STANDARD OUTPUT

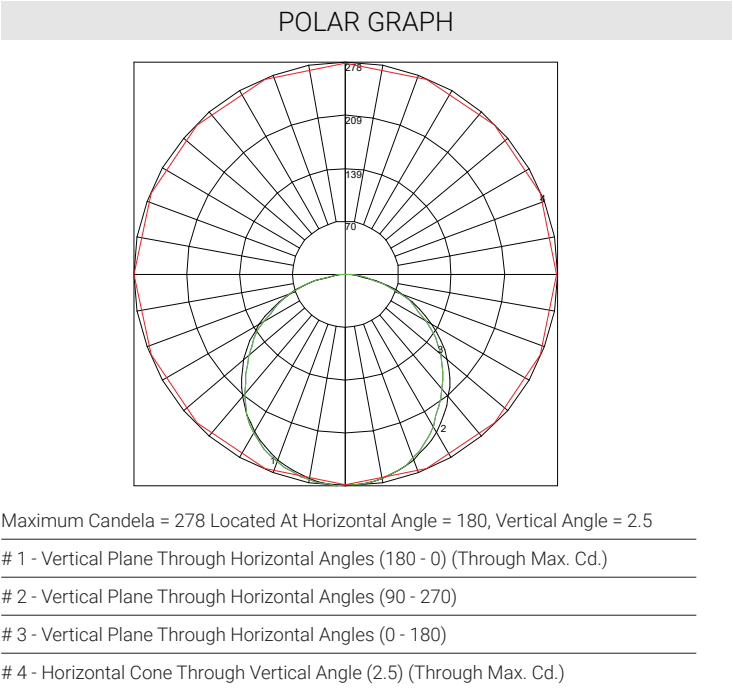
CANDELA TABULATION										ZONAL LUMEN SUMMARY			
	0.0	22.5	45.0	67.5	90.0	112.5	135.0	157.5	180.0	Zone	Lumens	%Lamp	%Fixt
0.0	0	0	0	0	0	0	0	0	0	0-20	0.00	N.A.	0.00
5	0	0	0	0	0	0	0	0	0	0-30	0.00	N.A.	0.00
10	0	0	0	0	0	0	0	0	0	0-40	0.00	N.A.	0.00
15	0	0	0	0	0	0	0	0	0	0-60	0.00	N.A.	0.00
20	0	0	0	0	0	0	0	0	0	0-80	0.00	N.A.	0.00
25	0	0	0	0	0	0	0	0	0	0-90	0.14	N.A.	0.00
30	0	0	0	0	0	0	0	0	0	10-90	0.14	N.A.	0.00
35	0	0	0	0	0	0	0	0	0	20-40	0.00	N.A.	0.00
40	0	0	0	0	0	0	0	0	0	20-50	0.00	N.A.	0.00
45	0	0	0	0	0	0	0	0	0	40-70	0.00	N.A.	0.00
50	0	0	0	0	0	0	0	0	0	60-80	0.00	N.A.	0.00
55	0	0	0	0	0	0	0	0	0	70-80	0.00	N.A.	0.00
60	0	0	0	0	0	0	0	0	0	80-90	0.14	N.A.	0.00
65	0	0	0	0	0	0	0	0	0	90-110	35.27	N.A.	7.80
70	0	0	0	0	0	0	0	0	0	90-120	90.81	N.A.	20.00
75	0	0	0	0	0	0	0	0	0	90-130	167.06	N.A.	36.90
80	0	0	0	0	0	0	0	0	0	90-150	330.27	N.A.	72.90
85	0	0	0	0	0	0	0	0	0	90-180	453.10	N.A.	100.00
90	0	1	1	0	0	0	1	1	0	110-180	417.83	N.A.	92.20
95	5	6	3	3	2	2	3	5	4	0-180	453.24	N.A.	100.00
100	14	18	13	17	14	12	15	15	17				
105	25	27	25	32	30	29	25	24	28	Zone	Lumens		
110	35	37	42	47	45	43	42	35	37	0-10	0.00		
115	47	57	58	61	59	58	60	46	48	10-20	0.00		
120	69	75	72	74	73	71	74	69	66	20-30	0.00		
125	86	88	85	87	85	84	86	84	86	30-40	0.00		
130	98	99	97	99	97	96	98	96	99	40-50	0.00		
135	108	110	108	110	108	107	109	107	109	50-60	0.00		
140	118	120	118	119	118	117	119	117	119	60-70	0.00		
145	127	129	127	128	127	126	128	126	128	70-80	0.00		
150	135	136	135	136	135	134	135	134	135	80-90	0.14		
155	142	143	141	142	141	141	142	141	142	90-100	6.14		
160	147	148	147	148	147	146	147	146	147	100-110	29.13		
165	151	152	151	152	151	151	151	151	151	110-120	55.54		
170	154	155	154	155	154	154	154	154	154	120-130	76.25		
175	156	157	156	156	156	156	156	156	156	130-140	83.61		
180	157	157	157	157	157	157	157	157	157	140-150	79.61		
										150-160	65.28		
										160-170	42.70		
										170-180	14.85		

Product specifications and features are subject to change without notice. For the most up to date information, please visit our website. © 2026 Pariah Lighting. All rights reserved.

PROJECT:	TYPE:	QUANTITY:
----------	-------	-----------

IES INDOOR REPORT BASE ON 3000K, HIGH OUTPUT

PHOTOMETRIC & ELECTRICAL TEST RESULTS	
Total Lumens	802
Efficacy	98.78
Input Voltage (VAC/60Hz)	120.01
Input Current (Amp)	0.0683
Input Power (W)	8.12
Input Power Factor	0.9904
Current ATHD(%)	9.3%
Ballast Factor	1.00
CIE Type	Direct
Spacing Criterion (0-180)	1.24
Spacing Criterion (90-270)	1.28
Spacing Criterion (Diagonal)	1.40
Basic Luminous Shape	Rectangular
Luminous Length (0-180)	1.00 ft
Luminous Width (90-270)	0.08 ft
Luminous Height	0.00 ft



UGR TABLE - CORRECTED											
Reflectances											
Ceiling Cavity	70	70	50	50	30	70	70	50	50	30	30
Walls	50	30	50	30	30	50	30	50	30	30	30
Floor Cavity	20	20	20	20	20	20	20	20	20	20	20
Room Size											
		UGR Viewed Crosswise					UGR Viewed Endwise				
X=2H	Y=2H	24.3	26.0	24.7	26.3	26.6	24.7	26.3	25.0	26.6	26.9
	3H	26.2	27.7	26.6	28.1	28.4	26.5	28.0	26.9	28.3	28.7
	4H	26.9	28.3	27.3	28.6	29.0	27.1	28.6	27.5	28.9	29.3
	6H	27.3	28.6	27.7	28.9	29.3	27.5	28.8	27.9	29.2	29.6
	8H	27.4	28.6	27.8	29.0	29.4	27.6	28.8	28.0	29.2	29.6
	12H	27.4	28.6	27.8	29.0	29.4	27.6	28.8	28.0	29.1	29.6
4H	2H	25.0	26.0	25.4	26.7	27.1	25.3	26.7	25.7	27.0	27.4
	3H	27.1	28.3	27.5	28.7	29.1	27.3	28.5	27.7	28.9	29.3
	4H	27.9	28.9	28.3	29.4	29.8	28.1	29.1	28.5	29.6	30.0
	6H	28.4	29.3	28.8	29.8	30.2	28.5	29.5	29.0	29.9	30.3
	8H	28.5	29.4	29.0	29.8	30.3	28.6	29.5	29.1	29.9	30.4
	12H	28.6	29.4	29.1	29.9	30.3	28.6	29.4	29.1	29.9	30.3
8H	4H	28.2	29.1	28.6	29.5	30.0	28.4	29.2	28.8	29.7	30.1
	6H	28.8	29.5	29.3	30.0	30.5	28.9	29.6	29.4	30.1	30.6
	8H	29.0	29.7	29.5	30.2	30.6	29.0	29.7	29.5	30.2	30.6
	12H	29.2	29.7	29.7	30.2	30.8	29.1	29.6	29.6	30.1	30.7
12H	4H	28.2	29.0	28.7	29.5	29.9	28.4	29.2	28.9	29.6	30.1
	6H	28.9	29.5	29.4	30.0	30.5	29.0	29.6	29.5	30.1	30.6
	8H	29.1	29.7	29.6	30.1	30.7	29.1	29.7	29.6	30.1	30.7

Product specifications and features are subject to change without notice. For the most up to date information, please visit our website. © 2026 Pariah Lighting. All rights reserved.

PROJECT:

TYPE:

QUANTITY:

IES INDOOR REPORT BASE ON 3000K, HIGH OUTPUT

ZONAL LUMEN SUMMARY				CANDELA TABULATION									
Zone	Lumens	%Lamp	%Fixt	0.0	22.5	45.0	67.5	90.0					
0-20	101.94	N.A.	12.70	0.0	277	277	277	277	277	277	277	277	277
0-30	217.27	N.A.	27.10	2.5	277	277	277	277	277	277	277	277	278
0-40	356.82	N.A.	44.50	5.0	276	277	276	276	276	276	277	277	277
0-60	633.33	N.A.	79.00	7.5	275	275	275	275	275	275	275	276	276
0-80	790.52	N.A.	98.60	10.0	273	273	273	273	273	273	274	274	274
0-90	801.94	N.A.	100.00	12.5	270	271	271	271	270	271	271	271	272
10-90	775.65	N.A.	96.70	15.0	267	268	267	268	267	268	269	269	269
20-40	254.88	N.A.	31.80	17.5	263	264	264	265	264	264	265	265	266
20-50	399.75	N.A.	49.80	20.0	258	259	260	261	260	260	261	262	262
40-70	377.04	N.A.	47.00	22.5	252	254	255	256	255	256	257	257	258
60-80	157.19	N.A.	19.60	25.0	245	247	249	251	250	251	252	252	253
70-80	56.66	N.A.	7.10	27.5	238	240	243	246	245	245	247	247	247
80-90	11.42	N.A.	1.40	30.0	230	232	236	239	239	239	241	241	241
90-110	0.00	N.A.	0.00	32.5	221	224	228	233	232	233	235	234	234
90-120	0.00	N.A.	0.00	35.0	213	215	220	226	226	226	228	226	226
90-130	0.00	N.A.	0.00	37.5	205	207	211	218	218	218	220	217	216
90-150	0.00	N.A.	0.00	40.0	197	198	201	210	210	210	212	207	206
90-180	0.00	N.A.	0.00	42.5	189	190	192	201	202	202	203	196	195
110-180	0.00	N.A.	0.00	45.0	181	181	182	192	193	193	193	185	185
0-180	801.94	N.A.	100.00	47.5	172	173	172	182	184	184	182	174	175
				50.0	163	164	163	172	174	174	170	165	166
Zone	Lumens			52.5	153	154	153	161	164	164	158	155	156
0-10	26.29			55.0	144	144	143	149	153	153	146	145	147
10-20	75.65			57.5	133	134	133	137	142	142	135	135	136
20-30	115.33			60.0	121	123	122	125	131	130	124	124	124
30-40	139.55			62.5	108	111	111	113	119	117	113	112	111
40-50	144.87			65.0	99	99	100	101	107	104	102	99	100
50-60	131.64			67.5	90	89	88	89	95	90	90	87	90
60-70	100.53			70.0	79	80	77	78	82	77	78	78	80
70-80	56.66			72.5	64	68	65	66	69	65	66	67	68
80-90	11.42			75.0	50	53	54	54	57	53	54	55	55
90-100	0.00			77.5	38	41	43	41	41	39	44	41	41
100-110	0.00			80.0	28	29	30	25	24	24	32	29	30
110-120	0.00			82.5	17	20	17	15	14	14	19	19	19
120-130	0.00			85.0	9	11	8	7	6	6	8	11	10
130-140	0.00			87.5	3	4	3	2	1	2	3	4	4
140-150	0.00			90.0	0	0	0	0	0	0	0	0	0
150-160	0.00												
160-170	0.00												
170-180	0.00												


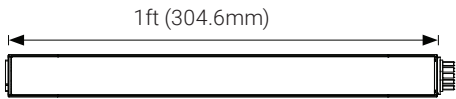
Product specifications and features are subject to change without notice. For the most up to date information, please visit our website. © 2026 Pariah Lighting. All rights reserved.

PROJECT:


TYPE:

QUANTITY:

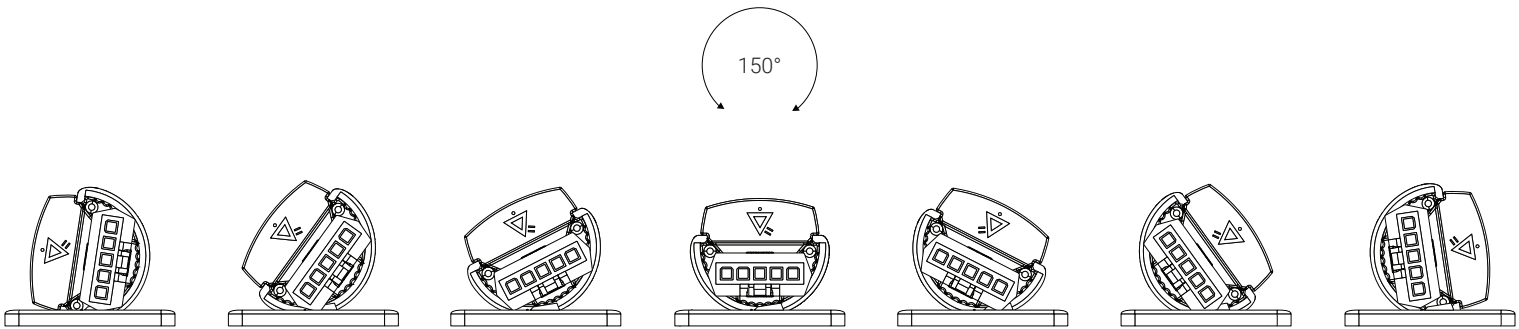
LENGTH OPTIONS



OPTICS



ROTATION ANGLE



PROJECT:

TYPE:

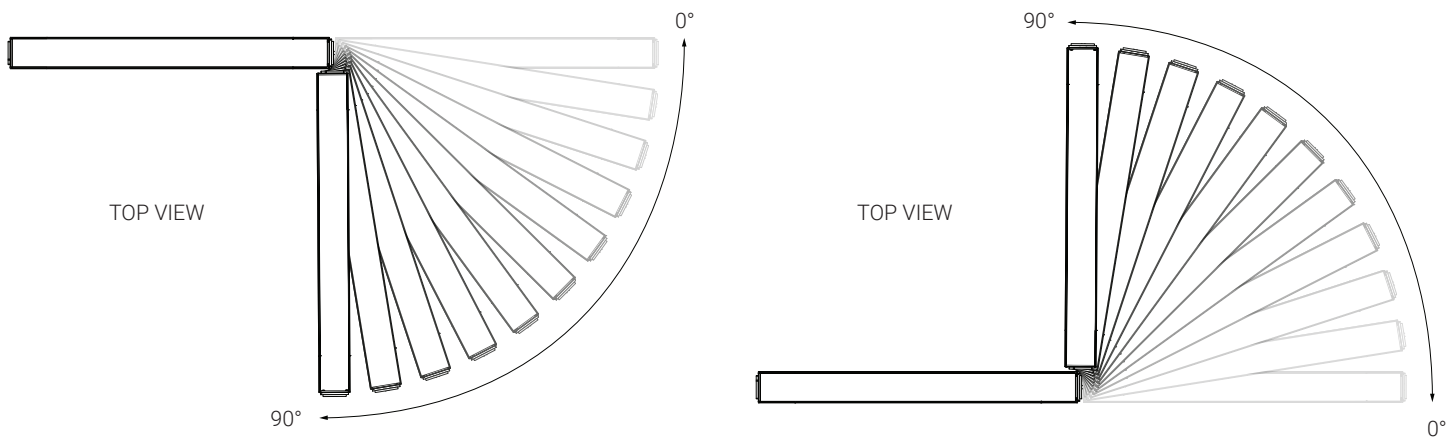
QUANTITY:

3 PIN

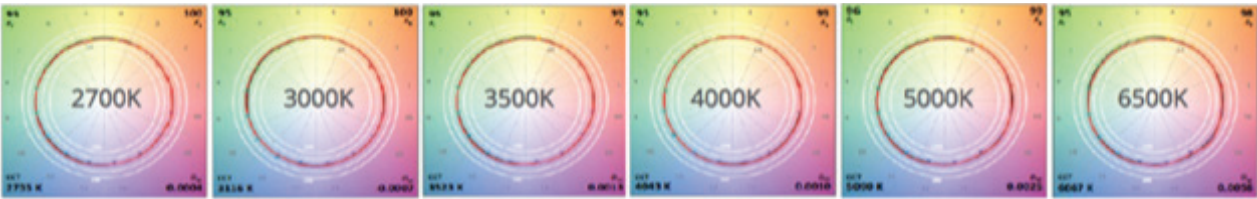
5 PIN



ANGLE ADJUSTMENT LIMIT



CCT	ASD	Ra	R1	R2	R1	R2	R3	R4	R5	R6	R7	R8	R9	R10	R11	R12	R13	R14	R16
2700K	10%	97	95	100	97	98	99	96	96	97	97	94	94	98	96	92	94	96	97
3000K	9%	98	95	100	97	99	98	95	97	97	99	98	96	96	93	95	97	97	99
3500K	8%	98	95	99	97	99	98	97	98	98	98	99	95	98	96	95	97	98	99
4000K	8%	97	95	99	99	99	96	97	99	99	98	99	94	97	97	94	98	97	98
5000K	9%	98	96	99	99	98	98	98	98	97	97	97	96	96	99	95	98	99	99
6500K	8%	97	95	98	99	99	99	96	98	99	97	97	93	99	97	91	98	99	99



Product specifications and features are subject to change without notice. For the most up to date information, please visit our website. © 2026 Pariah Lighting. All rights reserved.

PROJECT:


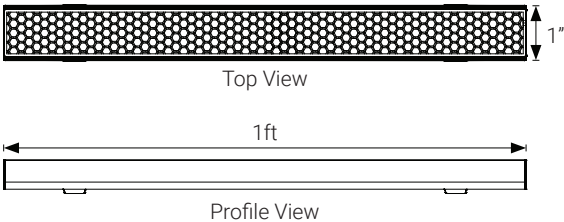
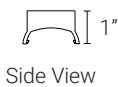
TYPE:

QUANTITY:

LOUVERS

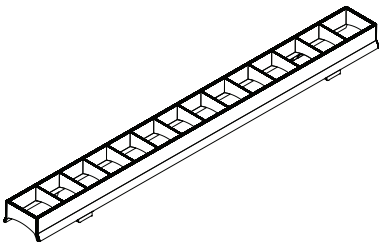
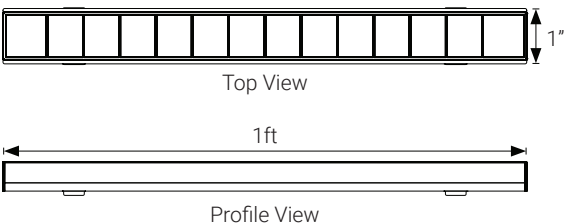
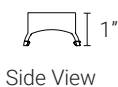
HONEYCOMB

Order Code: PBCHONLV1



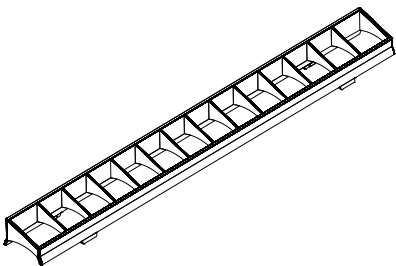
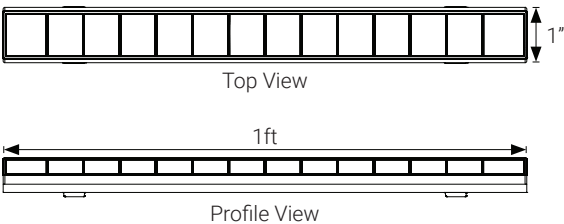
SYMMETRIC

Order Code: PBCSYMLV1



ASYMMETRIC

Order Code: PBCASYMLV1



PROJECT:

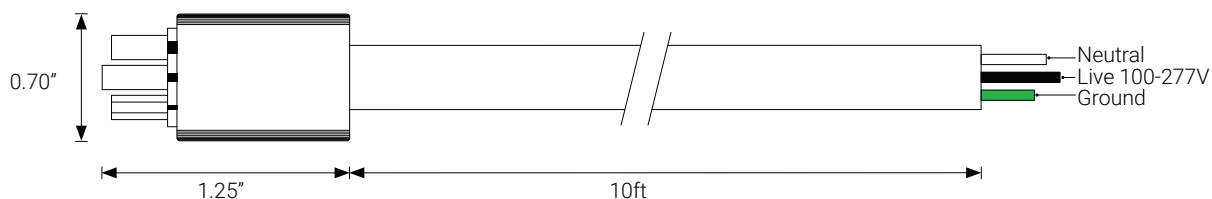
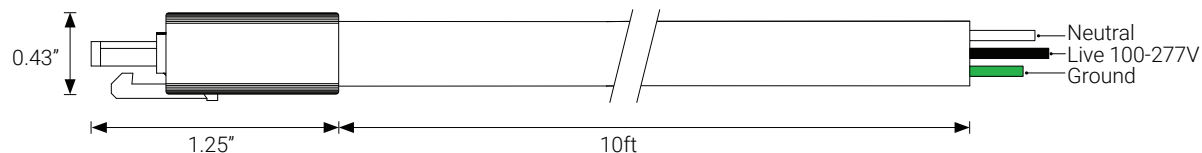
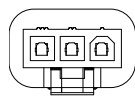
TYPE:

QUANTITY:

LEADER CABLES

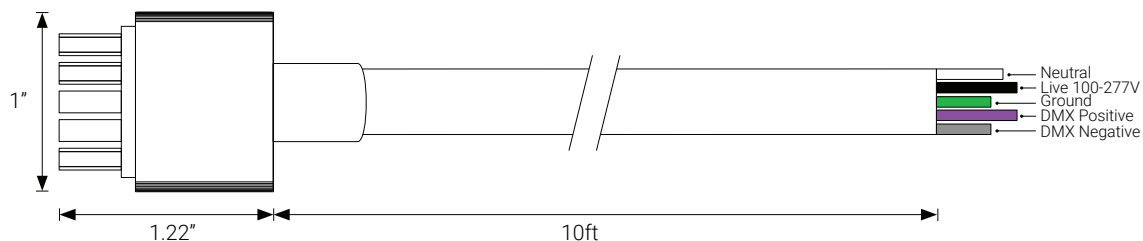
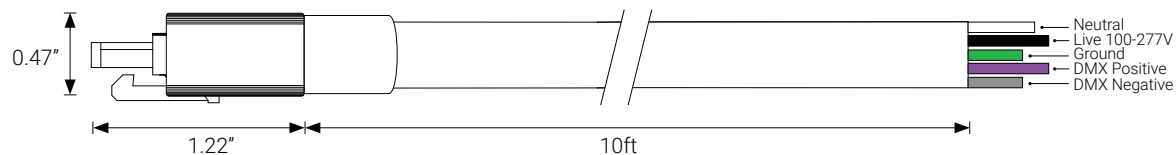
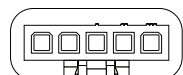
LEADER CABLE 3PIN 10FT

Order Code: CLC3P10B



LEADER CABLE 5PIN 10FT

Order Code: CLC5P10B



PROJECT: TYPE: QUANTITY:

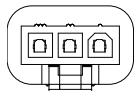
JUMPER CABLES

JUMPER CABLE 3PIN 1FT, 4FT, 6FT

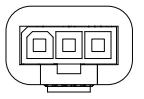
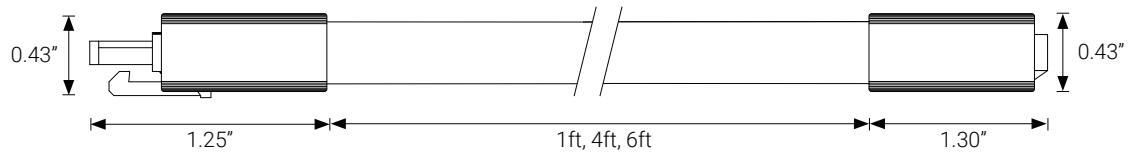
Order Code: CJC3P1B

Order Code: CJC3P4B

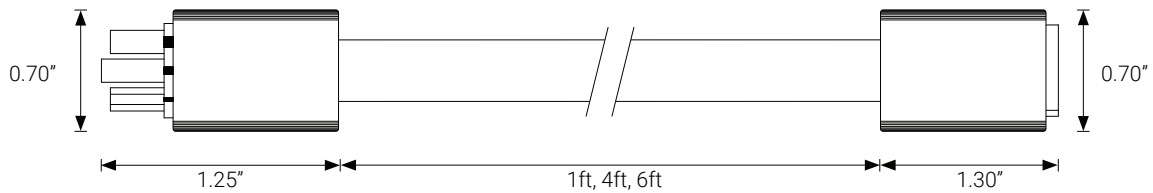
Order Code: CJC3P6B



Male



Female

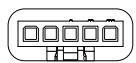


JUMPER CABLE 5PIN 1FT, 4FT, 6FT

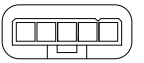
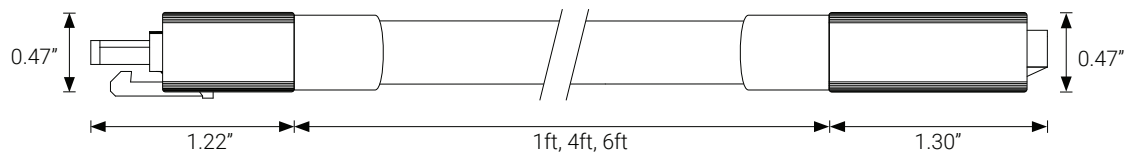
Order Code: CJC5P1B

Order Code: CJC5P4B

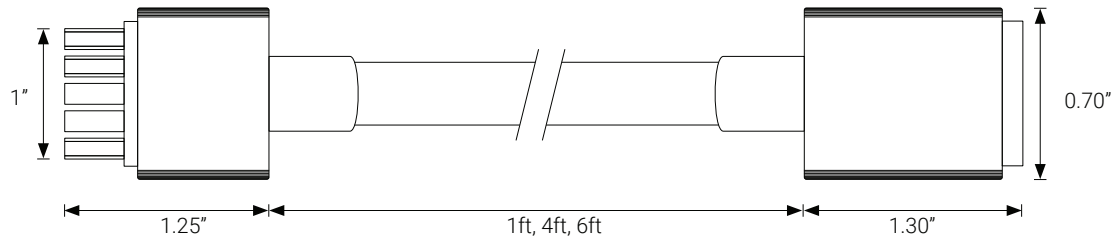
Order Code: CJC5P6B



Male



Female



PROJECT:

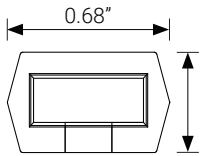
TYPE:

QUANTITY:

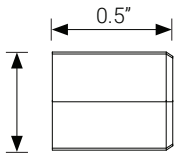
END CAPS

3 PIN END CAP

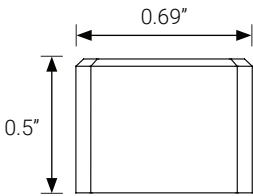
Order Code C3PEC



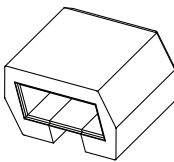
Front View



Side View



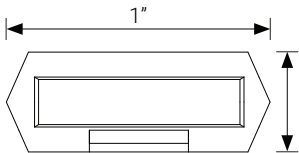
Top View



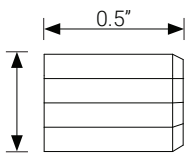
Angle View

5 PIN END CAP

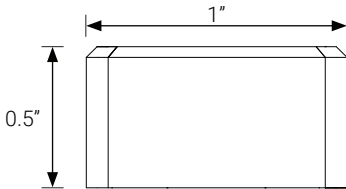
Order Code C5PEC



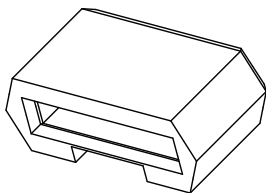
Front View



Side View



Top View



Angle View

BRACKET

